



District 2 Code Analysis - 12/01/2021

Data extracted for Code complaint cases opened between October 1, 2019 - September 30st, 2020

All Complaint Cases

Reported Complaint Type	Total	Commercial	Neighborhood	Multifamily
Land Use	1,042	271	632	139
Property Abatement	1,749	190	1,478	81
Structure Condition	555	178	250	127
Work Without Permit	58	17	37	4
SWS Chp 15	4	-	4	-
Total	3,408	656	2,401	351
Total Percent of Citywide Complaints	9.1%	9.1%	10.8%	4.4%

Repeat Offender, Short Term Rental, and Rooming and Boarding Home Complaint Cases

*Filtering complaint cases by complaints occurring at Repeat Offender Properties (ROP), Short Term Rentals (STR), or Rooming and Boarding Homes (RBH). Austin Code categorizes them as Operating Licenses types.

Case Code	Total	Commercial	Neighborhood	Multifamily
Repeat Offender Properties	121	56	-	65
Short Term Rentals	155	20	131	4
Rooming and Boarding Homes	3	-	3	-
Total	279	76	134	69
Total Percent of Citywide Complaints	0.7%	1.1%	0.6%	0.9%

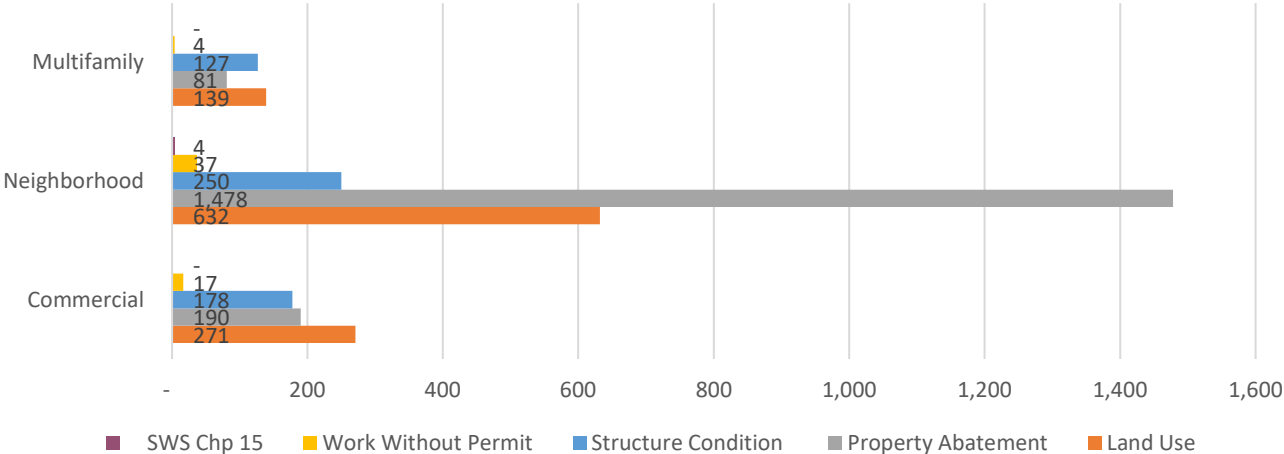
Reported Complaint Type	Total	ROP	STR	RBH
Land Use	1,042	6	153	1
Property Abatement	1,749	5	2	1
Structure Condition	555	110	-	1
Work Without Permit	58	-	-	-
SWS Chp 15	4	-	-	-
Total	3,408	121	155	3
Total Percent of Citywide Complaints	9.1%	4.6%	5.5%	2.0%

Council District Matrix - All Complaint Cases

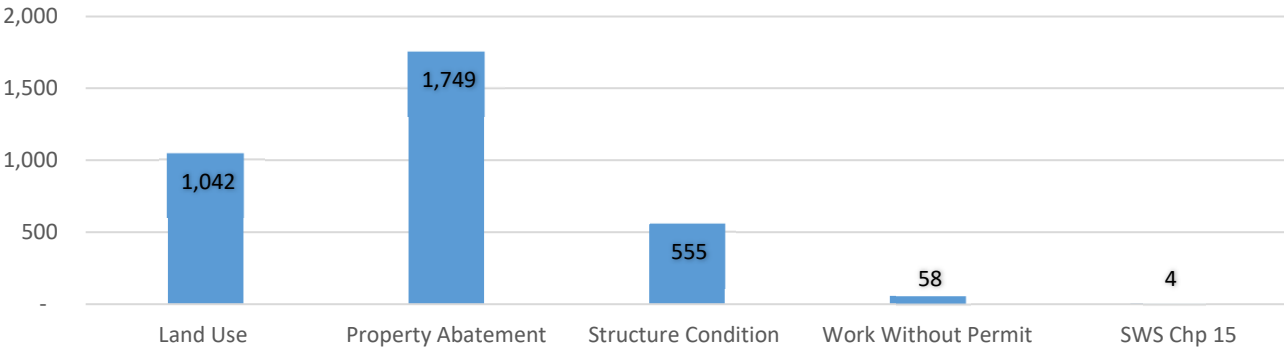
This matrix shows your Council District's percentage of total complaint cases in comparison with others.

Council District	% Total	% Commercial	% Neighborhood	% Multifamily
District 1	14.2%	9.7%	15.9%	13.6%
District 2	9.1%	9.1%	10.8%	4.4%
District 3	14.3%	21.6%	11.9%	14.4%
District 4	12.2%	10.7%	10.2%	19.0%
District 5	9.5%	7.0%	11.1%	7.5%
District 6	4.8%	3.3%	6.1%	2.4%
District 7	9.3%	12.1%	8.8%	7.9%
District 8	3.8%	3.0%	5.1%	1.0%
District 9	16.3%	19.8%	11.7%	26.2%
District 10	6.4%	3.6%	8.3%	3.6%

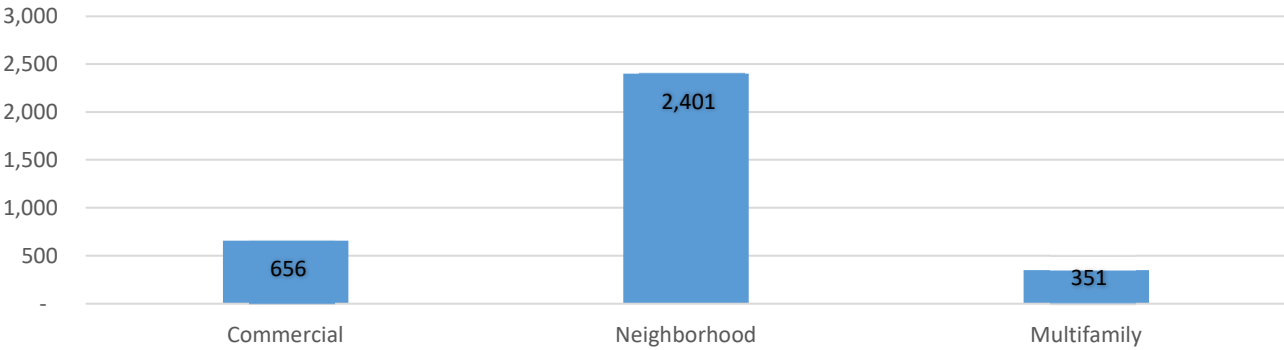
Complaint Case Types by Zoning Designation



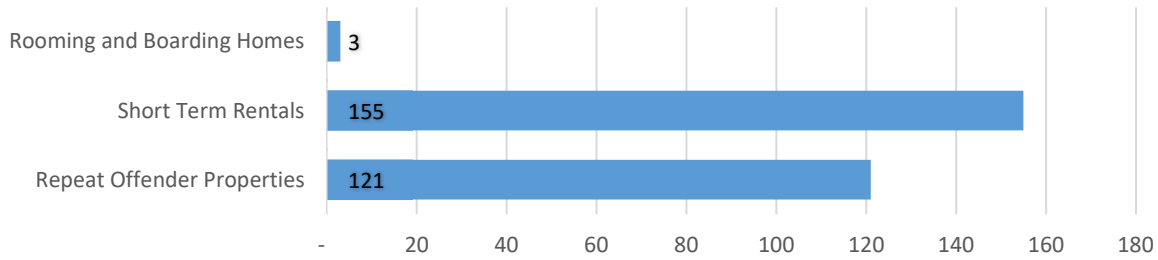
Complaint Cases by Complaint Type



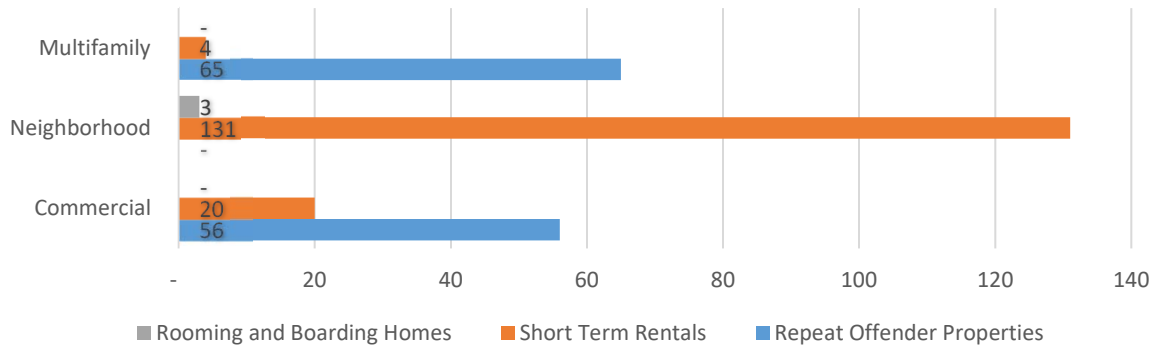
Complaint Cases by Zoning Designation



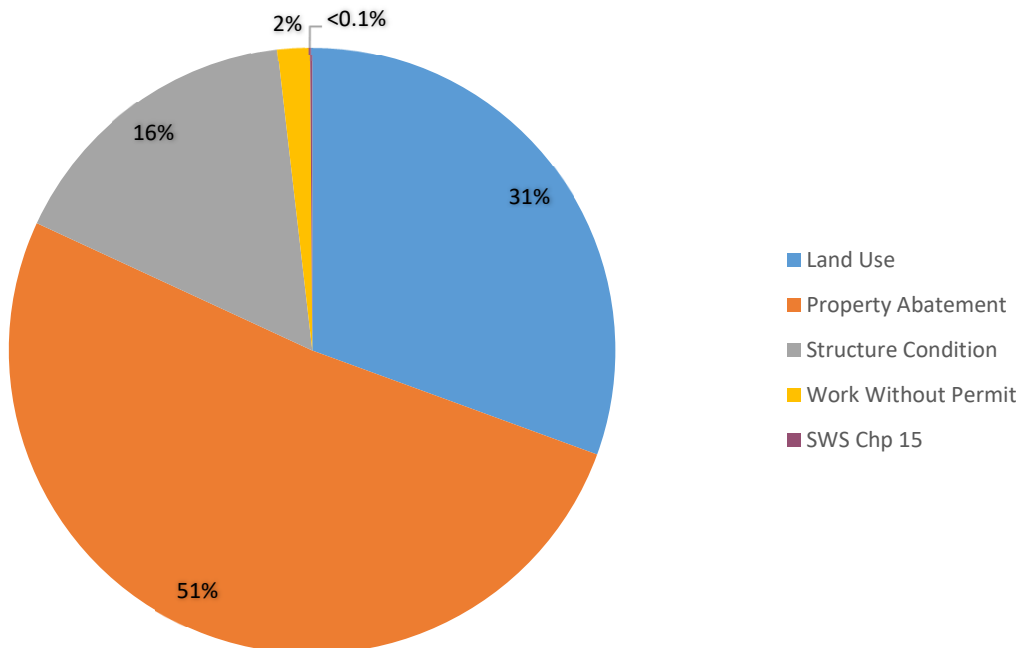
Complaint Cases by Operating License Types



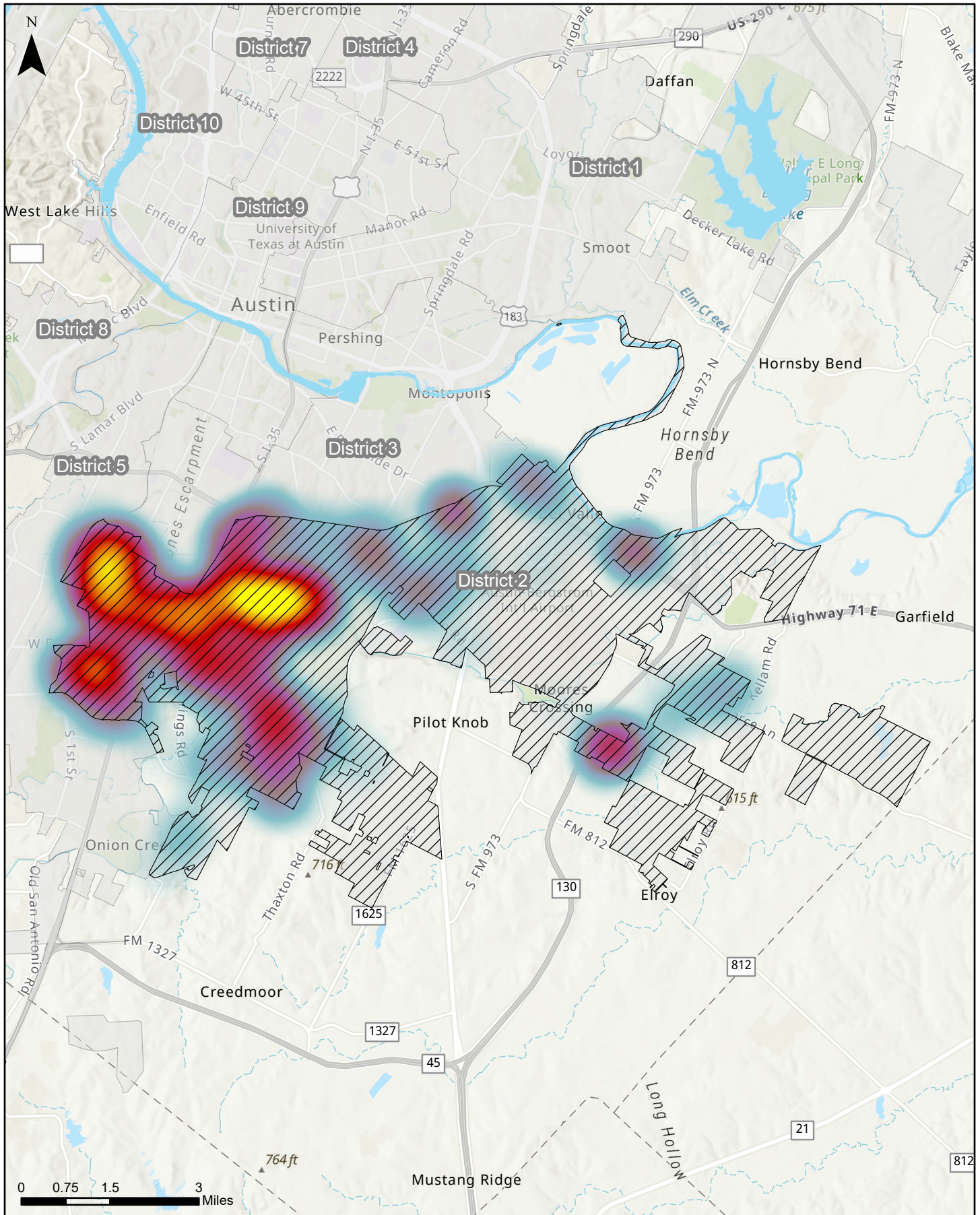
Operating License Complaint Cases by Zoning Designation



Operating License Complaint Case Types

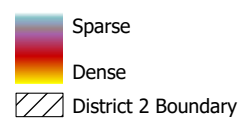


Council District 2



This map examines the density of code cases opened in District 2 between October 1, 2019 and September 30, 2020. The total number of cases opened was 3,408.

Sources: AMANDA Case Management Database; GIS DM 2021



AUSTINCODE
DEPARTMENT

Map generated on:
11/16/2021